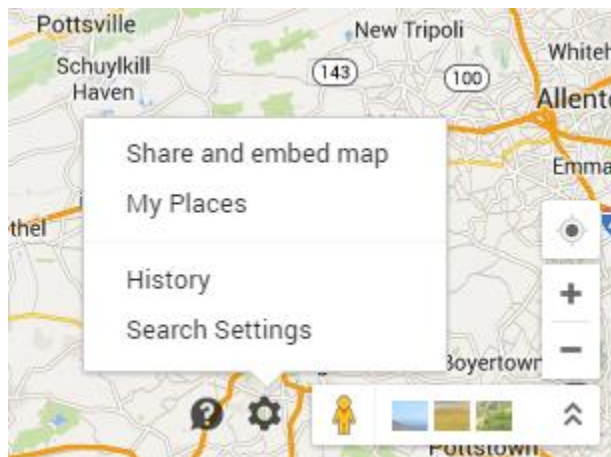


Sharing from Google Maps and Google Maps Engine

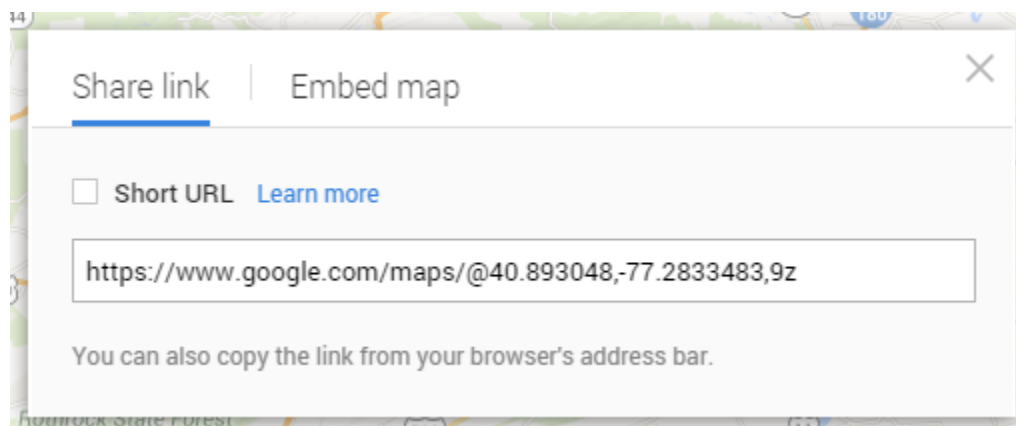
Google Maps

If you want to share a specific map view or area, you can share the Google Map.

1. Go to the settings button in the bottom right-hand corner of the screen.

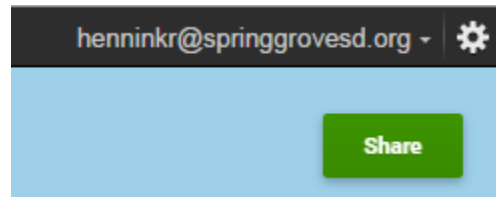


2. Choose Share and embed map.
3. Copy and paste the link (or the shortened link if you prefer) from the window.



Google Maps Engine

1. In the top right hand corner of your map, click the green share button.



2. Make sure your sharing settings allow anyone with the link to “edit.”

Sharing settings



Link to share (allows editing)

https://www.google.com/maps/d/edit?mid=z_YQ-UMPHr7Y.kSdw-zK-w1Bo

Share link via:



Who has access

	Anyone who has the link can edit	Change...
	Kristen Henning (you) henninkr@springgro...	Is owner

3. Copy and paste the link from the window.